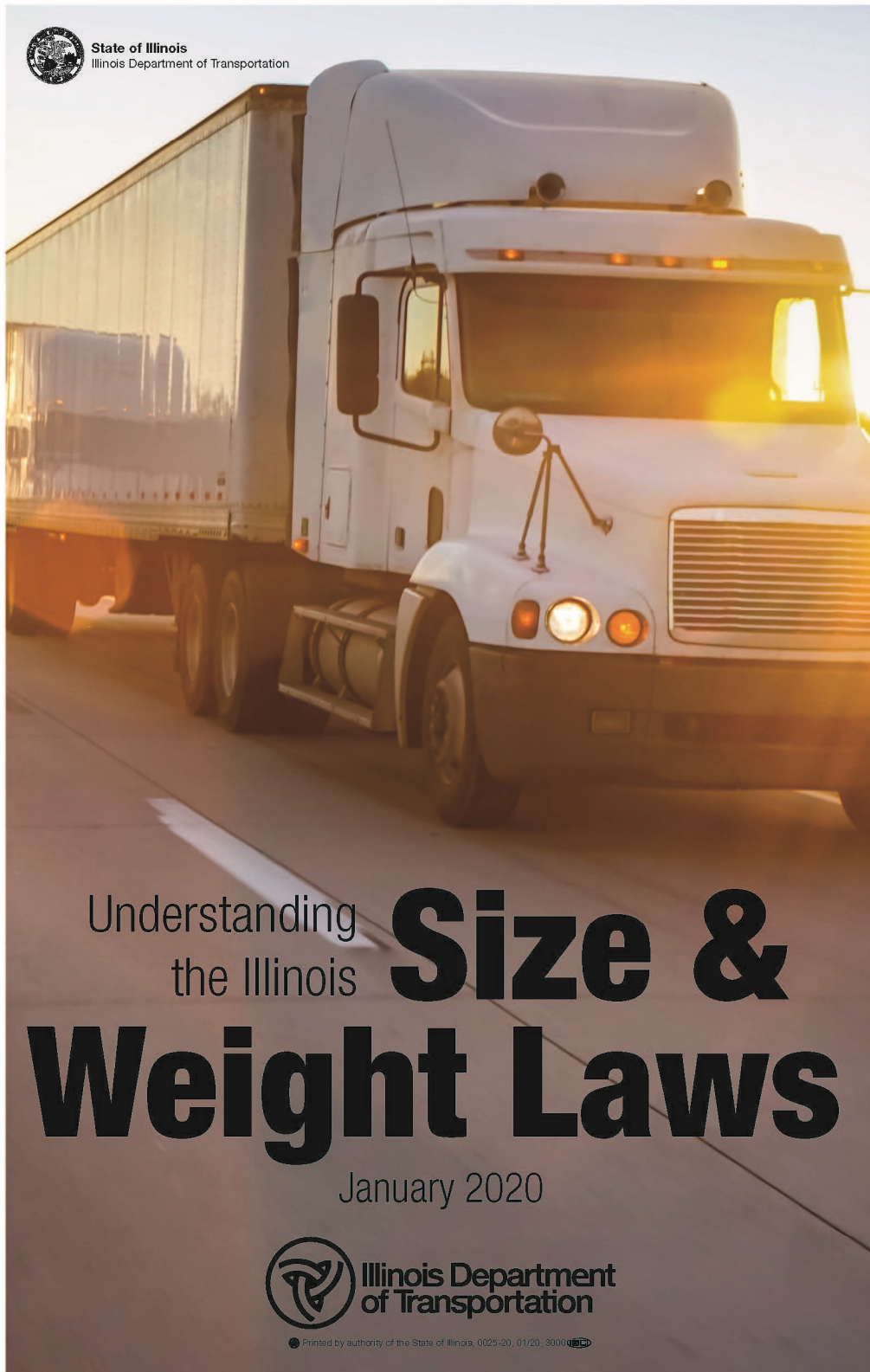




State of Illinois  
Illinois Department of Transportation



Understanding  
the Illinois **Size &  
Weight Laws**

January 2020



**Illinois Department  
of Transportation**

Printed by authority of the State of Illinois, 0025-20, 01/20, 3000 QED

## **INTRODUCTION**

This booklet has been prepared by the Illinois Department of Transportation and the Illinois State Police to assist you, the driver, in understanding Illinois size and weight laws. While it does not contain every rule, it can serve as a guideline for future problem avoidance on Illinois highways.

## TABLE OF CONTENTS

Definitions.....	4
Maximum Legal Dimensions and Weight.....	7
Exceptions to Width.....	8
Exceptions to Length.....	9
Access Rules for Combinations of Vehicles.....	10
Federal Bridge Formula.....	11
Maximum Gross Weights.....	12
Typical Loadings.....	14
Special Hauling Vehicles.....	15
Overweight Citations.....	17
Fixed Scale Locations.....	18
Agency Addresses & Telephone Numbers.....	19

## DEFINITIONS

**Bridge:** The distance, measured to the nearest foot, between the centers of the extreme axles (external bridge) or the centers of two or more consecutive axles (internal bridge).

**Commercial Vehicle:** Any vehicle operated for the transportation of persons or property in the furtherance of any commercial or industrial enterprise. For-Hire or Not-For-Hire, but including a commuter van, a vehicle used in a ridesharing arrangement, when being used for that purpose, or a recreational vehicle not being used commercially.

**Farm Tractor:** Every motorized device designed and used primarily as a farm implement for drawing wagons, plows, mowing machines and other implements of husbandry, and every implement of husbandry which is self-propelled, excluding all-terrain vehicles and off-highway vehicles.

**Gross Weight:** The weight of a vehicle whether operated singly or in combination without load plus the weight of the load thereon.

**Implement of Husbandry:** Every vehicle designed and adapted exclusively for agricultural, horticultural, or livestock raising operations, including farm wagons, wagon trailers or like vehicles used in connection therewith, or for lifting or carrying an implement of husbandry provided that no farm wagon, wagon trailer or like vehicle having a gross weight of more than 36,000 pounds, shall be included hereunder.

*Note: If the gross weight exceeds 36,000 pounds, the unit is no longer considered an implement of husbandry.*

**Interstate or Interstate Commerce:** Transportation between two or more states or transportation originating in one state and passing into or through other states for delivery in another state, and which is not intrastate.

**Intrastate or Intrastate Commerce:** Transportation originating at any point or place within this state, irrespective of the route, highway or highways traversed, and including transportation which passes into or through another state before delivery is made within the state and including any act of transportation which includes or completes a pick up in Illinois for delivery within Illinois.

**Motor Carrier:** An operator of For-Hire vehicles pursuant to the Illinois Motor Carrier of Property Law.

**Pole Trailer:** Every vehicle without motive power designed to be drawn by another vehicle and attached to the towing vehicle by means of a reach or pole, or by being boomed or otherwise secured to the towing vehicle, and ordinarily used for transporting long or irregularly shaped loads such as poles, pipes or structural members capable, generally, of sustaining themselves as beams between the supporting connections.

**Public Utility:** Each firm lawfully licensed and engaged in any of the following: the transmission of telegraphic or telephonic messages; the production, storage, transmission, distribution, sale, delivery or furnishing of heat, cold, light, power, electricity, gas or water; the disposal of sewage; the conveyance of oil or gas by pipeline; the drilling of water wells; or the installation or repair of facilities for any of the foregoing activities.

**Road Tractor:** Every motor vehicle designed and used for drawing other vehicle and not so constructed as to carry any load thereon either independently or any part of the weight of a vehicle or load so drawn.

**Semitrailer:** Every vehicle without motive power, other than a pole trailer, designed for carrying persons or property and for being drawn by a motor vehicle and so constructed that some part of its weight and that of its load rests upon or is carried by another vehicle.

**Mobile Equipment:** Every vehicle not designated or used primarily for the transportation of persons or property and only incidentally operated or moved over a highway, including but not limited to: ditch digging apparatus, well boring apparatus and road construction and maintenance machinery such as asphalt spreader, bituminous mixers, bucket loader, tractors other than truck tractors, ditches, leveling graders, finishing machines, motor graders, road rollers, scarifiers, earth moving carry alls and scrapers, power shovels and drag lines, and self-propelled cranes and earth moving equipment. The term does not include house trailers, dump trucks, truck mounted transit mixers, cranes or shovels, or other vehicles designed for the transportation of persons or property to which machinery has been attached.

**Special Hauling Vehicle:** Vehicle or combination of vehicles of the second division registered under Section 3-813 transporting asphalt or concrete in the plastic state or a vehicle or combination of vehicles that are subject to the gross weight limitations in subsection (b) of Section 15-111 for which the owner of the vehicle or combination of vehicles has elected to pay, in addition to the registration fee in subsection (a), a fee to The Secretary of State for each registration year. The Secretary shall designate this class of vehicle as a Special Hauling Vehicle.

**Tandem:** Any two or more single axles whose centers are more than 40 inches and not more than 96 inches apart, measured to the nearest inch between extreme axles in a series.

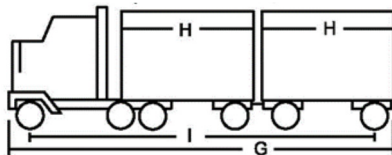
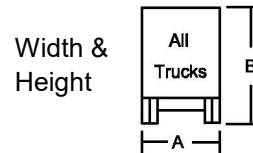
**Trailer:** Every vehicle without motive power in operation, other than pole trailer, designed for carrying persons or property and for being drawn by a motor vehicle and so constructed that no part of its weight rests upon the towing vehicle.

**Truck:** Every motor vehicle designed, used or maintained primarily for the transportation of property.

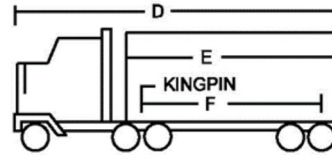
**Truck Tractor:** Every motor vehicle designed and used primarily for drawing other vehicles and not so constructed as to carry a load other than a part of the weight of the vehicle and load so drawn.

**Maximum Legal  
Dimensions & Weights**  
On State, Federal, and Local Routes

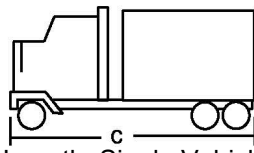
**TABLE I**




Length, Tractor-Semitrailer Trailer  
(Double Bottom)



Length, Tractor-Semitrailer



Length, Single Vehicle



Length, All Other Combinations

TYPE OF HIGH- WAY OR STREET *9	MAXIMUM LEGAL DIMENSIONS									
	A	B	C *3	D	E	F *4 & *5	G	H	I	J
Class I	8' 6"	13'6"	42'	N.S.	53'	45'6"	N.S.	28'6"	N.S.	N.S.
Class II	8' 6"	13'6"	42'	N.S.	53'	45'6"	N.S.	28'6"	65'	N.S.
Non-Designated Highway	8' 6"	13'6"	42'	65'	53'	42'6"	60'	N.S.	N.S.	60'
Special Haul Vehicles (SHV's) on all above Categories *6	8' 6"	13'6"	42'	*7	N.S.	N.S.	N.S.	N.S.	N.S.	60'

TYPE OF HIGHWAY OR STREET *9	MAXIMUM WEIGHTS		
	Single Axle	Tandem Axle *1	Gross/ Bridge
Class I	20,000	34,000	*2
Class II	20,000	34,000	*2
Non-Designated Highway	20,000	34,000	*2
Special Haul Vehicles (SHV's) on all above Categories *6	20,000	34,000	*8

**Notes: TABLE I shown on page 7**

- \*1 Tandem is defined as any two or more single axles whose centers are more than 40 inches and not more than 96 inches apart, measured to the nearest inch between extreme axles.
- \*2 See Table II for maximum gross/bridge weight based on the Federal Bridge Formula.
- \*3 The following exceptions to this length requirements when on any highway of this State: Chartered or regulated route buses (Max 45'); motor home (Max 45').
- \*4 Limits apply to semitrailers longer than 48 feet.
- \*5 Limit shall not apply to trailers or semitrailers used for the transport of livestock, as defined by Section 18b-101 of the Illinois Vehicle Code (the Code).
- \*6 See Table III for more information on SHV stickers. Illinois Secretary of State 217-785-1800 x0 issues all SHV stickers.
- \*7 Lengths for SHVs change according to the SHV obtained.
- \*8 See Table II for maximum gross/bridge weight based on the Federal Bridge Formula and Table III for Special Axle and Gross Weight Allowances for SHVs.
- \*9 Streets or highways are designated by the Department or local officials having jurisdiction.
- 10 Permits may be issued for overdimensional objects and vehicles if they have been reasonably disassembled. Multiple objects loaded side-by-side, end to end, or on top of each other may not cause the overdimension.

**Exceptions to WIDTH requirements on page 7:**

- Width limitations do not include certain safety devices approved by the Illinois Department of Transportation (the Department).
- Width limitations do not apply to vehicles loaded with Implements of Husbandry, as defined in section 5/1-130 of the Code, and shall travel during hours of 1/2 hour before sunrise and 1/2 hour after sunset.
- Width limitations for loads of hay, straw or other similar farm products is 12', and shall travel during the hours of 1/2 hour before sunrise and 1/2 hour after sunset.
- A recreational vehicle may exceed width limitations if the excess width is attributed to appurtenances that extend 6" or less beyond either side of the vehicle body.



**Exceptions to LENGTH requirements on page 7:**

- Vehicles operated in the daytime, except on Saturdays, Sundays, or legal holidays, when transporting poles, pipes, machinery, or other objects of a structural nature that cannot readily be dismembered, provided the overall length of vehicle and load may not exceed 100 feet and no object may exceed 80 feet in length unless a permit is obtained. "legal holiday" means any of the following days: New Year's Day; Memorial Day; Independence Day; Labor Day; Thanksgiving Day; and Christmas Day.
- Vehicles and loads operated by a public utility while en route to make emergency repairs to public service facilities or properties are exempt from length limitations, provided that during night operations every vehicle and its load must be equipped with a sufficient number of clearance lamps on both sides and marker lamps on the extreme ends of any projecting load to clearly mark the dimensions of the load.
- Conventional transporters designed to transport motor vehicles or boats, traveling on Class I or II State routes may not exceed 65 feet in overall length. This length limitation is inclusive of front and rear bumpers but excludes the overhang of the transport vehicle which shall not extend more than 4 feet beyond the foremost part of the transporting vehicle and the load upon the rear transporting vehicle shall not extend more than 6 feet beyond the rear of the bed or body of the vehicle. The maximum overall length on all other streets and highways is 60 feet.
- Stinger-steered semitrailer vehicles designed to transport motor vehicles or boats, traveling on Class I or II State routes may not exceed 80 feet in overall length. This length limitation is inclusive of front and rear bumpers but excludes the overhang of the transport vehicle which shall not extend more than 4 feet beyond the foremost part of the transporting vehicle and the load upon the rear transporting vehicle shall not extend more than 6 feet beyond the rear of the bed or body of the vehicle. The maximum overall length on all other streets and highways is 60 feet.
- See section 625 ILCS 5/15-107 of the code for additional length limitations for moving new or used trailers and recreational vehicles.

**Access rules for Combinations of Vehicles in regards to LENGTH:**

1. Except as provided in number two below, combinations of vehicles over 65 feet in length, with no overall length limitation except as provided in sections 625 ILCS 5/15-107 (d) and (e) of the Code, are allowed access as follows:
  - A. From a Class I highway onto any street or highway for a distance of one highway mile for the purpose of loading, unloading, food, fuel, repairs, and rest, provided there is no sign prohibiting that access.
  - B. From a Class I or Class II highway onto any non-designated highway for a distance of 5 highway miles for the purpose of loading, unloading, food, fuel, repairs and rest if:
    - i. There is no sign prohibiting that access; and
    - ii. The route is not being used as a thoroughfare between Class I or II highways.
2. Combinations of vehicles over 65 feet in length operated by household goods carriers or towaway trailers transporter combinations, with no overall length limitations except as provided in sections 625 ILCS 5/15-107 (d) and (e) of the Code, have unlimited access to points of loading, unloading, or delivery to or from a manufacturer, distributor or dealer.

## FEDERAL BRIDGE FORMULA

The maximum allowable weight for vehicles on the Illinois Designated Highway System is calculated as follows:

$$\text{Bridge Formula: } W = 500 \left( \frac{LN}{N-1} + 12N + 36 \right)$$

- W** = the maximum weight in pounds that can be carried on a group of two or more axles to the nearest 500 pounds.
- L** = spacing in feet between the outer axles of any two or more consecutive axles.
- N** = number of axles being considered.

### Definitions Specific To The Bridge Formula:

**External Bridge:** The distance, measured to the nearest foot, between the centers of the extreme (first to last) axles of the vehicle. These weights apply only to those highways (Class I, II, and III) designated by the Department of Transportation or local authorities as truck routes.

**Internal Bridge:** The distance, measured to the nearest foot, between the centers of two or more consecutive axles of the vehicle. These weights apply only to those highways (Class I, II, III) designated by the Department of Transportation or local authorities as truck routes.

Maximum gross weight for vehicles on all highways (unless otherwise posted).  
**TABLE II:** Based on the federal bridge formula. All special conditions and exceptions are not included in this booklet.

Maximum load in pounds on any 2 or more consecutive axles.

Distance	2 axles	3 axles	4 axles	5 axles	6 axles
4	34,000				
5	34,000				
6	34,000				
7	34,000				
8	34,000	34,000			
More than 8 less than 9	38,000	42,000			
9	39,000	42,500			
10	40,000	43,500			
11		44,000			
12		45,000	50,000		
13		45,500	50,500		
14		46,500	51,500		
15		47,000	52,000		
16		48,000	52,500	58,000	
17		48,500	53,500	58,500	
18		49,500	54,000	59,000	
19		50,000	54,500	60,000	
20		51,000	55,500	60,500	66,000
21		51,500	56,000	61,000	66,500
22		52,500	56,500	61,500	67,000
23		53,000	57,500	62,500	68,000
24		54,000	58,000	63,000	68,500
25		54,500	58,500	63,500	69,000
26		55,500	59,500	64,000	69,500
27		56,000	60,000	65,000	70,000
28		57,000	60,500	65,500	71,000
29		57,500	61,500	66,000	71,500
30		58,500	62,000	66,500	72,000
31		59,000	62,500	67,500	72,500
32		60,000	63,500	68,000	73,000
33			64,000	68,500	74,000
34			64,500	69,000	74,500
35			65,500	70,000	75,000
36			66,000	70,500	75,500
37			66,500	71,000	76,000
38			67,500	71,500	77,000
39			68,000	72,500	77,500
40			68,500	73,000	78,000
41			69,500	73,500	78,500
42			70,000	74,000	79,000
43			70,500	75,000	80,000
44			71,500	75,500	
45			72,000	76,000	
46			72,500	76,500	
47			73,500	77,500	
48			74,000	78,000	
49			74,500	78,500	
50			75,500	79,000	
51			76,000	80,000	
52			76,500		
53			77,500		
54			78,000		
55			78,500		
56			79,500		
57			80,000		

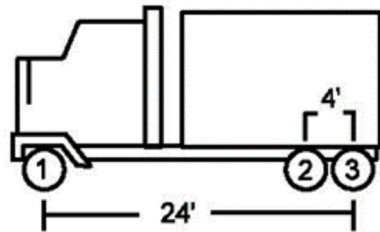
**Notes: TABLE II shown on page 11**

1. Axles are measured to the nearest foot between the extremes of any group of two or more consecutive axles.
2. Gross weights for 5 and 6 axle vehicles applicable only to a combination of vehicles.
3. Two consecutive sets of tandems may carry 34,000 pounds each providing the overall distance between the first and last axles of such consecutive sets of tandems is 36 feet or more.
4. If the distance between the centers of the first and third axles in a group of consecutive axles does not exceed 96 inches, the group is a tandem.
5. Maximum single axle 20,000 pounds; maximum tandem 34,000 pounds.
6. Combinations of vehicles designated as special haul vehicles which include a semitrailer manufactured prior to the model year 2014 and first registered in Illinois prior to January 1, 2015 having five axles with a distance of 42 feet or less between extreme axles may have a gross weight of 72,000 pounds provided the weight shall not exceed 20,000 pounds on a single axle or 34,000 pounds on a tandem. For such combinations manufactured subsequent to September 9, 1986, the minimum distance between the first and last axles of the two sets of tandems must be 18 feet 6 inches or more. Any combination of vehicles that has had its cargo container replaced in its entirety after December 31, 2024 may not exceed the weights allowed by the bridge formula.
7. Permits may be issued for an overweight load providing it consists of one object that cannot be reasonably dismantled or disassembled.

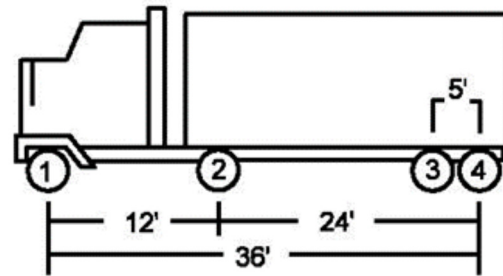
## TYPICAL LOADINGS

Maximum loading for typical vehicles

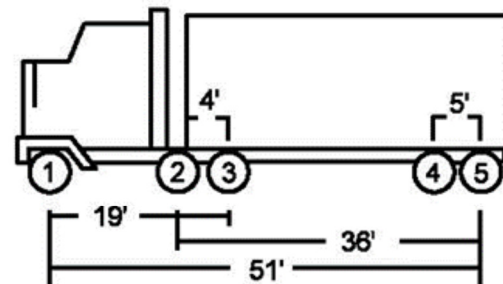
Vehicle or Combination Maximum Weight—Pounds



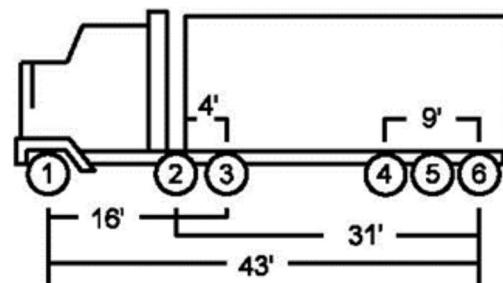
Axle 1	20,000
Axles 2,3	34,000
Axles 1,2,3	54,000



Axle 1	20,000
Axle 2	20,000
Axles 3,4	34,000
Axles 1,2	40,000
Axles 2,3,4	54,000
Axles 1,2,3,4	66,000

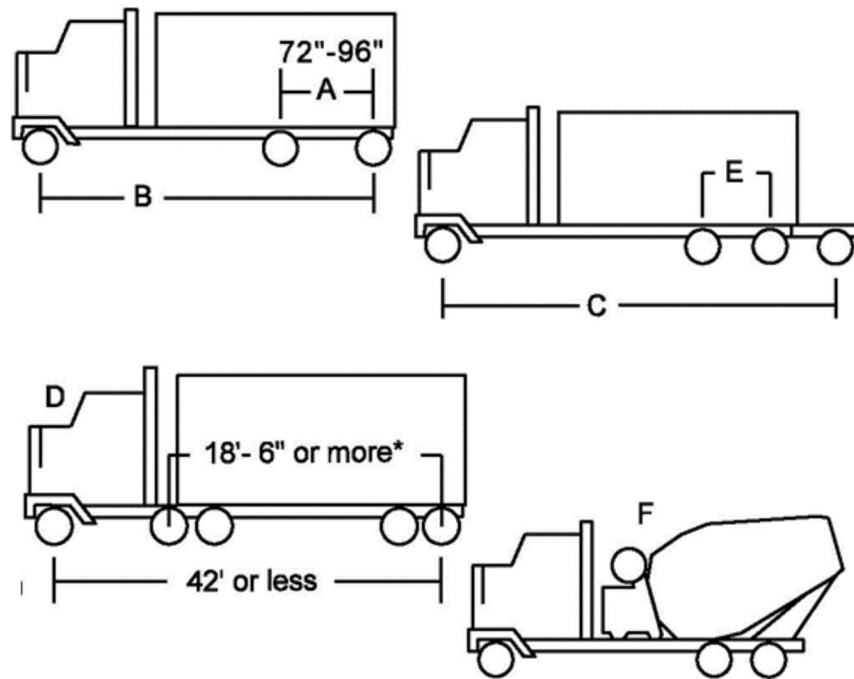


Axle 1	20,000
Axles 2,3	34,000
Axles 4,5	34,000
Axles 1,2,3	50,000
Axles 2,3,4,5	68,000
Axles 1,2,3,4,5	80,000



Axle 1	20,000
Axles 2,3	34,000
Axles 4,5,6	42,500
Axles 1,2,3	48,000
Axles 2,3,4,5,6	67,500
Axles 1,2,3,4,5,6	80,000

**TABLE III: Special Axle and Gross Weight Allowances for Special Hauling Vehicles (SHV)**



- A. 20,000 lbs. on each axle – total of 36,000 lbs.
- B. See Table II page 6
- C. See Table II page 6
- D. Gross weight of 72,000 lbs., provided the weight shall not exceed 20,000 lbs on a single axle or 34,000 lbs on a tandem.
- E. See Table II page 6
- F. See Note 2 on page 15

\* This requirement does not apply to semitrailers manufactured before September 9<sup>th</sup>, 1986.

**Notes: TABLE III on page 14**

1. Special Hauling Vehicles must meet width, height, and length requirements as specified in Table I.
2. 3-axle rear discharge truck mixer registered as a Special Hauling Vehicle, used exclusively for the mixing and transportation of concrete in the plastic state, may, when laden, transmit upon the road surface, except when on part of the National System of Interstate and Defense Highways, the following maximum weights: 22,000 pounds on a single axle; 40,000 pounds on a tandem axle; 54,000 pounds gross weight on a 3-axle vehicle. This vehicle is not subject to the bridge formula.
3. 4-axle truck mixer registered as a Special Hauling Vehicle, used exclusively for the mixing and transportation of concrete in the plastic state, and not operated on a highway that is part of the National System of Interstate Highways, is allowed the following maximum weights: 20,000 pounds on any single axle; 36,000 pounds on a series of axles greater than 72 inches but not more than 96 inches; and 34,000 pounds on any series of 2 axles greater than 40 inches but not more than 72 inches. The gross weight of this vehicle may not exceed the weights allowed by the bridge formula for 4 axles. The bridge formula does not apply to any series of 3 axles while the vehicle is transporting concrete in the plastic state, but no axle or tandem axle of the series may exceed the maximum weight permitted above.
4. 3-axle combination sewer cleaning jetting vacuum truck registered as a Special Hauling Vehicle, used exclusively for the transportation of non-hazardous solid waste, manufactured before or in the model year of 2014, first registered in Illinois before January 1, 2015, may, when laden, transmit upon the road surface, except when on part of the National System of Interstate and Defense Highways, the following maximum weights: 22,000 pounds on a single axle; 40,000 pounds on a tandem axle; 54,000 pounds gross weight on a 3-axle vehicle. This vehicle is not subject to the bridge formula.

**Information on the Secretary of State, Special Hauling Vehicle Permit is available at:**

[www.cyberdriveillinois.com/departments/vehicles/cft/cft.html#specialhauling](http://www.cyberdriveillinois.com/departments/vehicles/cft/cft.html#specialhauling)

**Information on the national System of Interstate and Defense Highways is available at:**

[www.fhwa.dot.gov/programadmin/interstate.cfm](http://www.fhwa.dot.gov/programadmin/interstate.cfm)

**The Designated Truck Route System map is available at:** <https://www.gettingaroundillinois.com/MapView/?config=DTRconfig.json>



## OVERWEIGHT CITATIONS

The following is provided to inform you of the methods used in calculating overweight fees on Illinois highways, should you find yourself in that situation. When assigning fees to the citation, the specific fine, penalty assessment, county fee, and county cost are added to arrive at the final figure. The specific fine amount and penalty assessment vary as the amount the truck is overweight increases. The specific fines and penalty assessments for overweight trucks are as follows:

Overweight Category	Specific Fine
2,000 pounds or less	\$100
2,001—2,500 pounds	\$270
2,501—3,000 pounds	\$330
3,001—3,500 pounds	\$520
3,501—4,000 pounds	\$600
4,001—4,500 pounds	\$850
4,501—5,000 pounds	\$950
5,001— or greater pounds	\$1500 for the first 5000 pounds overweight and \$150 for each additional increment of 500 pounds overweight or fraction thereof.

## ILLINOIS FIXED SCALE LOCATIONS

<b>ROUTE</b>	<b>LOCATION</b>
I-55 & 70	Maryville SB at M.P. 14
I-55	Litchfield NB at M.P. 55
I-55	Williamsville SB at M.P. 107
I-55	Bolingbrook at M.P. 267, SB & NB
I-57	Marion at M.P. 47, SB & NB
I-57	Peotone at M.P. 330, SB & NB
I-64	O'Fallon EB at M.P. 18
I-70	Brownstown EB at M.P. 71
I-70	Marshall WB at M.P. 151
I-74 & I-280	Moline at M.P. 5.5 EB and 7.5 WB
I-74	1 mi. E of Carlock at M.P. 122, EB & WB
I-80	East Moline at M.P. 2, EB & WB
I-80	Frankfort at M.P. 143 EB and M.P. 147 WB
US 12	Richmond, 1 mi N of IL 173
US 14	3 mi. N of Harvard
US 30	Compton E of IL 251
US 30	Chicago Heights at Torrence Ave
US 54	Pittsfield
US 41	Rosecrans N of IL 173, SB
US 41	Wadsworth, N of IL 173, NB
US 52	1/2 mi. E of Sheldon
IL 83	Villa Park at St. Charles Rd.

Portable scales are also used to check compliance with the legal weight limits.

*Should you have further questions regarding:*

**VEHICLE REGISTRATION/RECIPROCITY**

Secretary of State  
Commercial & Farm Truck Division  
IRP & Prorate/Reciprocity Section  
Centennial Building  
Springfield, IL 62756  
1-800-252-8980, or (217) 785-1800

**OPERATING AUTHORITY**

Illinois Commerce Commission  
Motor Carrier Division  
527 E. Capital Ave.  
Springfield, IL 62706  
(217) 782-4654

**SIZES AND WEIGHTS—PERMITS**

Illinois Department of Transportation  
Permits Section  
2300 South Dirksen Parkway, Room 117  
Springfield, IL 62764  
(217) 785-1477 ext 1 Superload Permits

**FUEL/HIGHWAY USE TAXES**

Department of Revenue  
Motor Fuel Tax Division  
P. O. Box 19019  
Springfield, IL 62794  
(217) 785-1397

**ENFORCEMENT**

Illinois State Police  
Commercial Vehicle Enforcement Section  
500 Iles Park Place Suite 104  
Springfield, IL 62718  
(217) 782-6267

## NOTES